

Hybrid Turf Golf



Why ÅhusTurf Hybrid Turf

- The products are developed for golf.
 - They are developed for the course maintenance.
 - They are developed for best playing performance.
 - They will deliver and meet the expectations from the club.
- Performance
 - Protect the plant year after year.
 - Tested by golf pro to endure all shots.
 - Walkways stay green all year around.
 - The different pile design prevents slippery slopes.
 - Withstand very high load – even from buggies.
 - Keep moisture, temperature and full drainage.
- Installation
 - Simple installation, on existing grass or seedbed.
 - Require no unique ground preparation.
 - ÅhusTurf will of course supply you with complete instructions for ground preparation and installation.
- Maintenance
 - Aerated with solid tines 6-12 mm.
 - Thatched is brushed off.
 - Initial mowing with Flymo/manual mower until integration is complete.
 - No top dress should be added on top of the hybrid.



PGA Sweden Links



BunkerLawn



Rya GC



- **Design**
 - Hole size is designed to stop stones but full drainage.
 - Pile length is designed to tie enough sand.
 - Backing is strong enough to withstand shots.
- **Performance**
 - Prevent wash outs by heavy rain.
 - Stop stones reaching the bunker surface.
 - Playable in case of low sand level.
 - Works excellent with turfed bunker edges or “Dura” edges.
- **Installation**
 - Remove all loose sand and then installation begins.
 - Installation cause no damages around the bunker at all.
 - Playable directly after refilling of sand.
 - Instructions are of course available.
- **Maintenance**
 - Don't add too much sand. 7-8 cm will do.
 - Keep after weed as in all bunkers.
- **Other**
 - To get economy you don't need to install many bunkers at the same time.

Hybrid Turf for Tee/DR



- **Design**
 - Hole size is designed to maximise growth and drainage.
 - Pile length adjusted to mow down to 10 mm.
 - Backing strong enough to withstand all shots.
- **Performance**
 - Protect the crown for quicker regrowth.
 - Resist all shots all players.
 - Withstand >50 shots from same spot.
 - Same player experience as on grass.
- **Installation**
 - Simple installation, on existing grass or new seedbed.
 - Require no unique ground preparation.
 - ÅhusTurf will of course supply you with complete instructions for ground preparation and installation.
- **Maintenance**
 - Regrowth in 2-4 weeks
 - Aerate with solid tines 6-8 mm.
 - Thatch is brushed off.
 - Initial mowing with Flymo/manual mower until integration is complete.
 - **No** top dress should be added on top of the hybrid.

Target Greens



Mölle GK



- **Design**
 - Hole size is designed to maximise growth and drainage.
 - Pile length adjusted to mowing height.
 - Backing strong enough to withstand balls.
- **Performance**
 - Protect the crown for quicker regrowth.
 - Withstand balls without affecting ball spin.
 - Stabilizing the green but keeping the feeling.
 - Same ball spin as on grass.
- **Installation**
 - Simple installation on seedbed.
 - ÅhusTurf will of course supply you with complete instructions for ground preparation and installation.
- **Maintenance**
 - Initial mowing with Flymo/manual mower until integration is complete.
 - **No** top dress should be added on top of the hybrid.
 - Aerated with solid tines.
 - Thatch brushed off.

To consider with different hybrid solutions

The challenge with Hybrid Turf is:

- To protect the grass plant but at the same time maximise growth during the growing season.
- To deliver a clean good looking surface during the non growing season when the course is open.

From a general point of view regarding short pile hybrid turf for golf:

1. The hole size must be balanced towards the pile length to maximise the growth.
2. The hole size must be balanced towards the pile length to offer best protection for the traffic on the surface. Feets, trolleys, buggies and greenkeeper vehicles.
3. The pile composition must be selected depending on the traffic and gradient of the slope.
4. The strength of the backing must work for all shots and all traffic on the surface.
5. The pile height should match the mowing height.
6. Top dress is only added in connection with aeration.
7. Thatch is brushed off.

Guide:

Walkways – CL Walk – NRT 2202 Hole size 20 mm. Straight pile 22mm. Curled pile 22mm. Backing strong.

Walkways with buggies – CL Extreme – NRT 3002 Hole size 20 mm. Straight pile 30 mm. Curled pile 30 mm. Backing strong.

Tee/DR - CL Golf – CL 1201 Hole size 10 mm. Straight pile 12 mm. Backing extra strong.

Bridge entrance players - CL Extreme/Walk Hole size 20 mm, Straight pile 22-30 mm. Curled pile 22-30mm. Backing strong.

Bridge entrance vehicles - CL 2802/CL Extreme Hole size 20 mm, Straight pile 28-30 mm. Curled pile 30mm. Backing strong.

Robot mower/picker -CL Walk Hole size 20 mm. Straight pile 22mm. Curled pile 22mm. Backing strong.

Drop Zone - CL Golf Hole size 10 mm. Straight pile 12 mm. Backing extra strong.

Target Green – CL 1203/CL 2004 Hole size 30-40 mm. Straight pile 12-20 mm. Backing medium.

Basic rule:

Too big holes in the backing >30 mm the crown is exposed and will give in with heavy load.

Too small holes in the backing <12mm and piles over 20 mm a limitation in growth is to expect.

If you see trough the hybrid soil and mud will come through during wet weather and high load.

ÅhusTurf AB

Hybrid Turf Golf






BunkerLawn Dura turfed



BunkerLawn



BunkerLawn



Filled



CL 1201 on the Range



NRT 3002 on entrance to the Range



Entrance integrated



CL 1201 on the Range

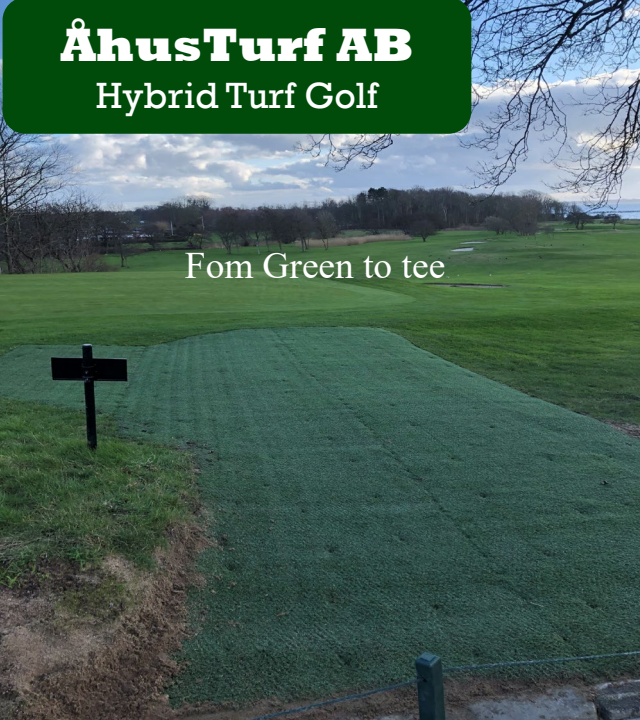


NRT 3002 on entrance to the Range



Entrance integrated

ÅhusTurf AB
Hybrid Turf Golf




Fom Green to tee



Fom Green to tee



Fom Green to tee



Walkway



NRT 3002 by bridge entrance, CL 1201 on fairway after the bridge.



Grass bridge



← Without CoverLawn®

Bridge entrance



CL 1201 as a huge drop zone at Timrå GC in Sweden

Drop zone



Drop zone



Dress/Dew mat



CoverLawn Robot



CoverLawn® at kiosk



CoverLawn® at kiosk

CoverLawn® Specification

| | |
|---------------------|---|
| <i>Technology</i> | Knitted back side with piles integrated |
| <i>Backing yarn</i> | High quality PP |
| <i>Pile</i> | PE, PP |
| <i>Pile height</i> | 12 mm ~30 mm |
| <i>Hole size</i> | 10mm ~25mm |
| <i>Installation</i> | Anchor pin recyclable |
| <i>Warranty</i> | 7 years by normal use |
| <i>Width</i> | 1,8 - 2,4 m |
| <i>Coating</i> | Acrylic/SBR |
| <i>Product</i> | Recyclable |

| Name | Mow height | Application | Grass % | Installation | Example |
|-----------|------------|-------------------|---------|-----------------|---------------------|
| CL 1201 | 10 mm | Golf | App 50% | Direct on grass | Tee, Drivingrange |
| CL 1203 | 10 mm | Target green | App 70% | Seedbed | Target green |
| CL 2004 | 22 mm | Target green | App 70% | Seedbed | Target Green |
| NRT 2202 | 20 mm | High load | App 50% | Direct on grass | Park, Walk, Private |
| NRT 3002 | 30 mm | Extreme load | App 58% | Direct on grass | Schools, Hard wear |
| BLB 2001 | N/A | BunkerLawn | N/A | Under sand | Bunkers |
| Dress mat | N/A | Dress and Dew mat | N/A | N/A | Based on NRT 3002 |

- Mowing height can vary depending on the integration.
- Check if you want to mow lower. Be careful if you try.
- If you use rotation mower the surface must be totally integrated.